

Chapter 4. Out in the Garden



0332CH04



Let us recite

Out in the garden,
Each fine day.
With my ball,
I like to play.

I bounce my ball,
I throw my ball.
I catch my ball,
On each fine day.

Out in the garden,
Each fine day.
With my kite,
I like to play.



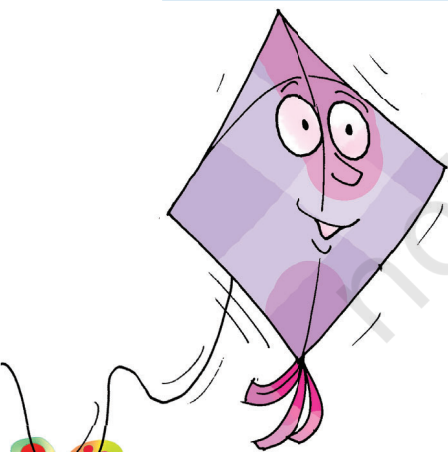
I tug my kite,
I pull my kite.
I fly my kite,
On each fine day.

Out in the garden,
Each fine day.
With my friends,
I like to play.

We run and skip,
We jump and sway.
We slide and swing,
On each fine day.

New words

bounce	throw
slide	sway




A. Answer the following.



1. What are the children doing with the ball?
2. How are children playing with the kite?
3. Where are the children playing?



B. Think and answer.

1. Where do you play?
2. What games do you play outside?
3. What happens if we are not careful while playing outside?



Look at some more games. Do you know them? Have you played them? What do you call them in your mother tongue?

Talk about what you know.






In the poem, we find —

run **and** skip

jump **and** sway

slide **and** swing



Here we use '**and**' to link two words.

Combine these words using '**and**' and write them in the blanks. One has been done for you.

1. give, take **give and take**
2. sing, dance _____
3. eat, drink _____
4. catch, throw _____
5. run, catch _____

Can you think of two more word pairs? Write them here.



Paper Bag Puppet

Materials required

Paper bags, a pencil, colour pencils or sketch pens, woollen threads and gum.

Process

- 

1. Take a used paper bag with a base.
- 

2. Fold the base upward.
- 

3. Hold it upside down with the handle downwards.
- 

4. Draw the upper lip on the line of the flap of the base.
- 

5. Draw the lower lip right below the upper lip.
- 

6. Then draw the face and colour it. Decorate it.
- 

7. Slide your hand into the bag.
- 

8. Bend your fingers inside the bag.
- 

9. Now, you can make your puppet talk.

