

Unit 5

# Harmony

Chapter 1

## Little Drops of Water

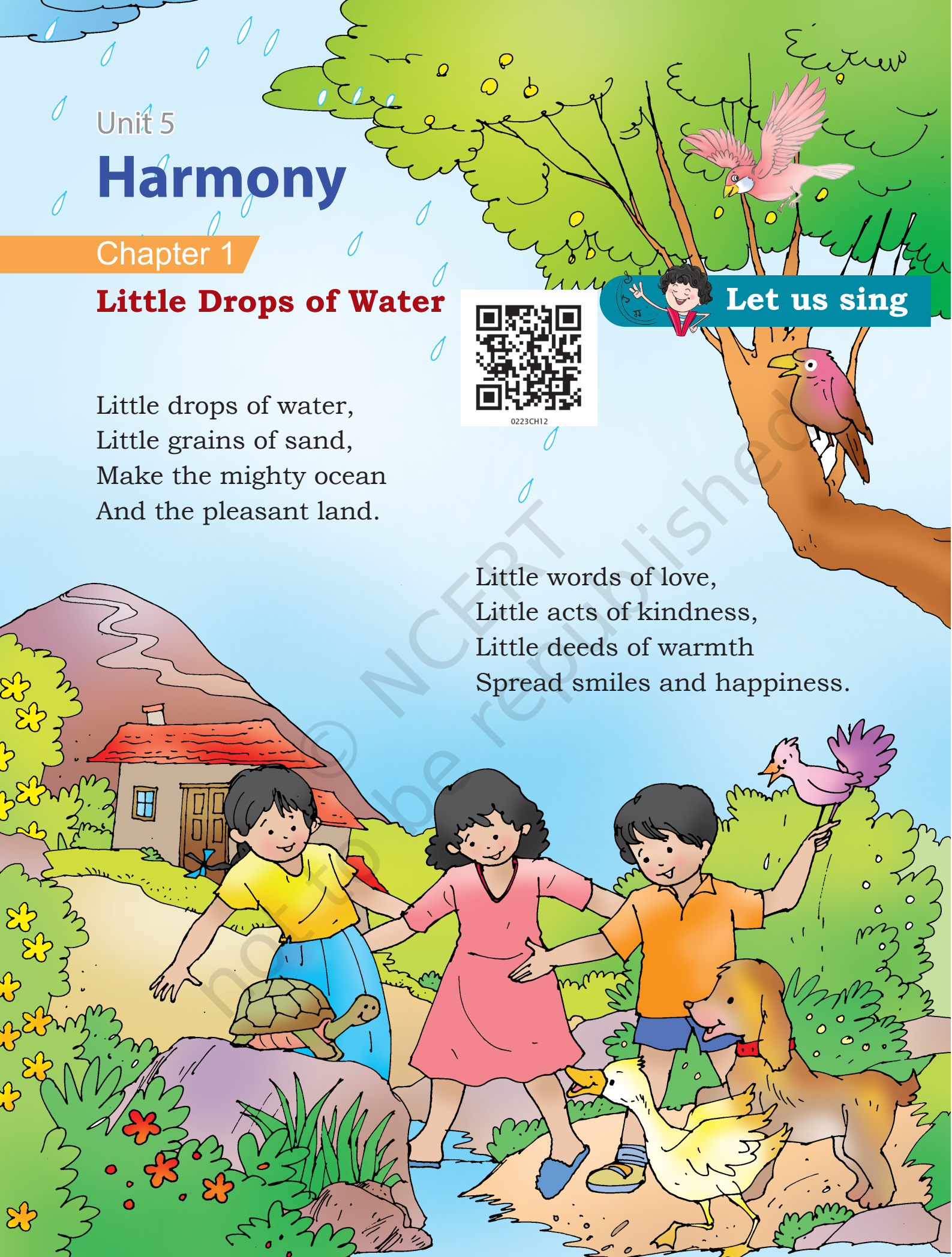
Little drops of water,  
Little grains of sand,  
Make the mighty ocean  
And the pleasant land.



0223CH12

Let us sing

Little words of love,  
Little acts of kindness,  
Little deeds of warmth  
Spread smiles and happiness.



## New words

naughty | pleasant | kindness | peaceful | ocean |



- A. Say all the words that come to your mind when you think of the word 'water'.
- B. We all use water for many things. Discuss about it in the class.

Look at the pictures and describe what you see.



### Note to the teacher


- Help children notice the difference between day and night. You may ask questions such as 'Can you see colours at night?'





## Let us listen

A. Listen to the directions and fill the colours.



### Note to the teacher

- Give instructions to the children in simple English. Repeat the instructions for clarity.
- Pause for some time before giving the next instruction.
  - Colour the birds.
  - Colour the leaves.
  - Colour the plant.
- Let them use any colour.







## Let us draw

- A. Draw one thing you feel would help us make our earth a more beautiful place.







## Let us write

### A. Answer the following questions.

1. Match the words in Column A with words in Column B and complete the phrases from the poem.

#### Column A

grains of

drops of

deeds of

words of

#### Column B


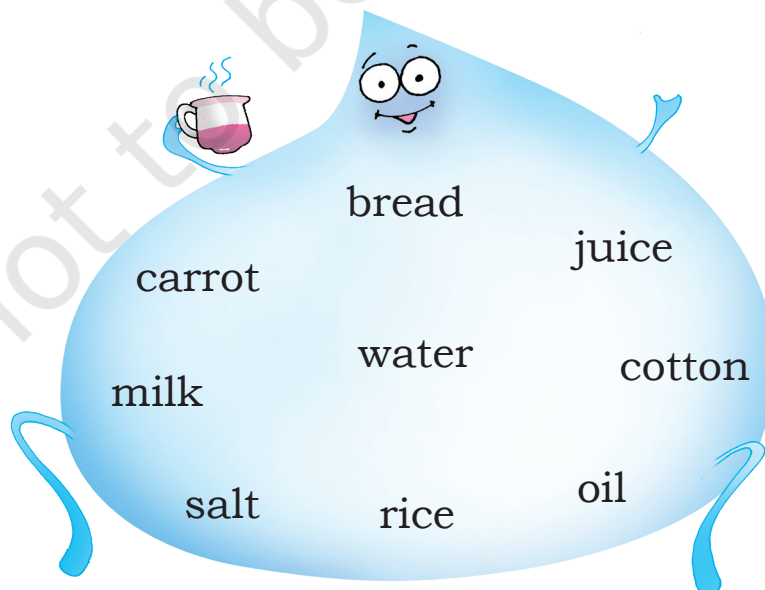
kindness

sand

love

water

2. In the poem we talked about 'drops of water'. We use the word 'drops' with liquid. Circle the words for which you can use 'drops of'.



C. Fill in the blanks, choosing words from the box.

1. A \_\_\_\_\_ of milk
2. A \_\_\_\_\_ of bread
3. A \_\_\_\_\_ of toothpaste
4. A \_\_\_\_\_ of pencils
5. A \_\_\_\_\_ of clothes

bag  
tube  
cup  
box  
slice

D. Rearrange the words to form proper sentences in the given space. Remember to begin the sentence with a capital letter and end it with a full stop. One has been done for you.

1. Raghav book took his

Raghav took his book.

2. went Ramona school to

3. they wearing are black both shoes

4. very these beautiful are butterflies

5. Moti go for a walk to likes

6. monkey the took the naughty away banana





Let us do

## Project work

A. Ask people at home to allow you to touch and feel the following things in the kitchen

banana	salt	oil	
flour	sugar	rice	wheat

Choose any one that seems 'grainy'.  
Bring it to the class next day.



### Note to the teacher

- Parents/guardians of the children need to be involved in the above activity. Explain to them that the children have to touch and notice the grainy texture of things.

